



Features

- True flat P-CAP and 5-wire resistive type touchscreen supported
- Ruggedized IP66 compliant unit
- NANO coating for easy cleaning and maintenance
- Aluminum casing with ventless and fanless design
- Removable HDD
- Chemical treated and strengthen glass touch panel, PCT-7H
- Shock tested using Procedure 1G
- Optional - High brightness LCD
- Optional - 2nd display-VGA output
- Optional - 2nd LAN and wireless LAN enable

RoHS CE FCC

Introduction

The SENOR MES 1915 is a robust and integrated Manufacturing Execution System with fanless and ventless design specifically developed for use in rigorous environments. With NANO coating and IP 66 certification for the dustproof and waterproof design of the unit, making it easy for cleaning and maintenance. Featuring operational effective interface, it aims at enhancing work efficiency and offers safe working environments at the forefront. It is suitable for the demanding requirements of various industrial applications such as factory automation and packing processing.

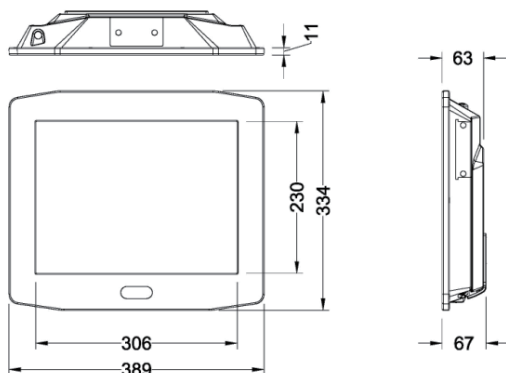
Specifications

| Model No. | MES 1915PC | MES 1915R |
|--|--|---------------------------|
| CPU | Intel J1900 Quad Core 2.0GHz up to 2.42GHz | |
| System Memory | 1 * slot DDR3L SO-DIMM Max. 4GB | |
| LCD Touch Panel | | |
| LCD Size, Resolution | 15” TFT, 1024 * 768 | |
| View angle | 8 (H)/6 (V) | |
| Touch Type | PCT (Projected Capacitive Touch) | Five-wire Resistive Touch |
| Connectivity | | |
| SSD / HDD | 1 * 2.5” SATA SSD or HDD | |
| Mini PCI-e | 2 | |
| Giga LAN (10/100/1000 Mbps) | 1 | |
| USB 2.0 | 5 | |
| COM | 3 * RS-232 (RJ-45) | |
| VGA | 1 | |
| PS/2 | 1 | |
| Audio | 1 * Mic & Line-out | |
| Mechanical & Environment | | |
| Dimensions (W * D * H) | 389 * 96 * 334 mm(adapter built-in)/ 389 * 67 * 334 mm(external adapter) | |
| Weight | 7Kgs | |
| Splash Resistant, Safety Certification | IP 66 compliant, CE/FCC | |
| Chassis | Aluminum Casing, Fanless & Ventless System | |
| Chassis color | Black or White | |
| Storage /Operating Temperature | -20°C~60°C / 0°C~40°C or -10°C~50°C(customized) | |
| Relative Humidity | 10%~90% (non-condensing) | |
| Power Consumption | DC Out put:12V 5A / AC in put:100V-240V | |
| Software | | |
| Operation System support | Win 7/ Win 7 embedded/ Win 8.1/ Win 8.1 embedded | |
| Options | | |
| Wireless LAN | 802.11 b/g/n Wireless LAN | |
| 2nd LAN (10/100/1000Mbps) | 1* Giga LAN | |
| ID card reader | RFID/ Finger Print/ Scanner | |
| Mounting kit | Wall Mount, Ceiling Mount, Monitor ARM | |

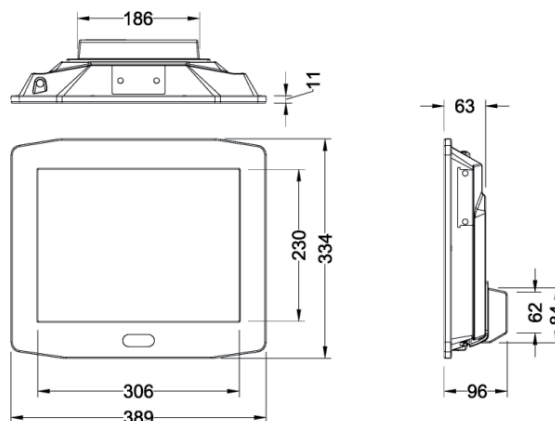
Dimensions

Unit: mm

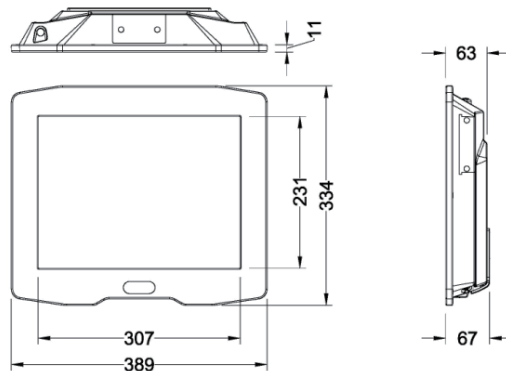
MES 1915PC
389*67*334(mm) - External adapter



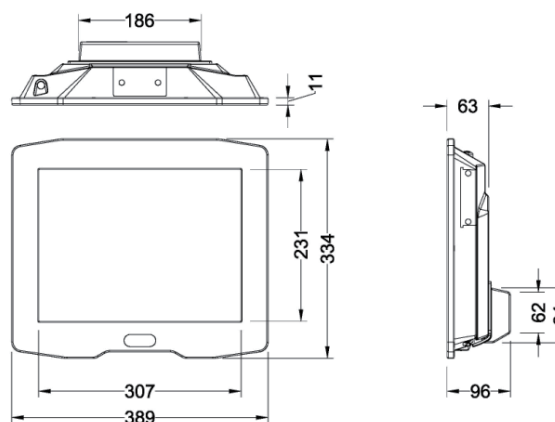
MES 1915PC
389*96*334(mm) - Adapter built-in



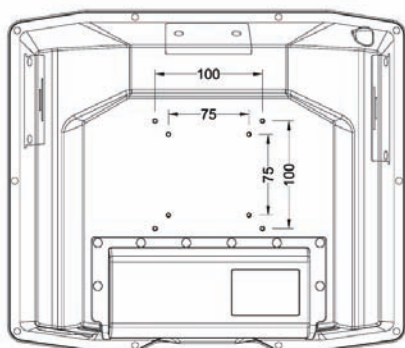
MES 1915R
389*67*334(mm) - External adapter



MES 1915R
389*96*334(mm) - Adapter built-in



VESA 75*75 & 100*100mm



I/O placement

